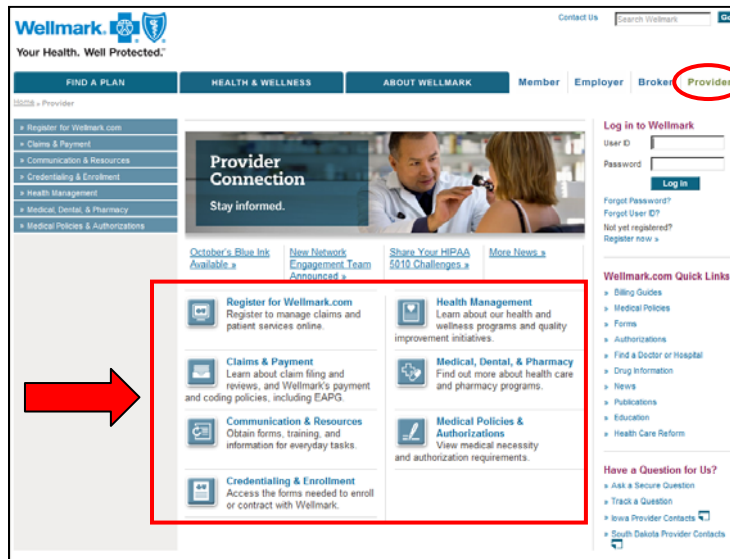
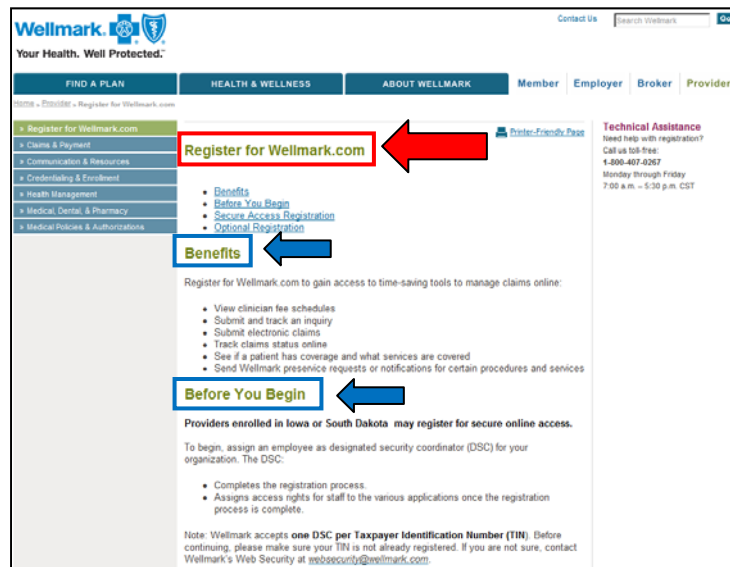


Wellmark Self-Serve Provider Web Tools

Log into www.wellmark.com and choose the *Provider* tab. Look at the center portion of the screen for web tools that are available without the need to sign in with a user ID or password.



The **Registering for Wellmark.com** section provides information about the benefits of registering for Wellmark.com, including what a provider needs before beginning the process, and information about Secure Access Registration.



Secure Access Registration

Providers must be enrolled in Iowa or South Dakota to register. Providers who are not enrolled cannot apply.

If you need assistance with registration, or you'd like to update information submitted previously, please e-mail [Web Security](#), or call EC Solutions at 800-407-0267.

Note: If your Taxpayer Identification is already registered with Wellmark.com and you are only adding Create & Submit Claims, see Optional Registration below.

Registering for Wellmark.com

Step	Action	
1	Complete Web-Based Application Access Agreement	Iowa (pdf) South Dakota (pdf)
2	Access and Complete Online Steps Accept the online Terms and Conditions, and complete the DSC registration form. Select OK to complete the process.	Iowa South Dakota

Optional Registration
After you have received confirmation from Wellmark that you have secure online access, you may register for the Create & Submit Claim tool.

The Create & Submit a Claim tool is suitable for submitting a small number of professional (CMS 1500) claims electronically. To register:

- Open the [Create & Submit Claims Agreement](#) (pdf)
- Complete the form online.

Print and sign one copy of the form, sending it to the EC Solutions address, tax number, or e-mail address at the bottom of the Agreement.

The **Claims and Payment** section provides information about claim filing requirements, reviews, and Wellmark's payment and coding policies. There are two sections, **iCAP Payment Policies** and **Provider Fee Schedules**, that require a User ID and Password to access.

Wellmark
Your Health. Well Protected.

CLAIMS & PAYMENT

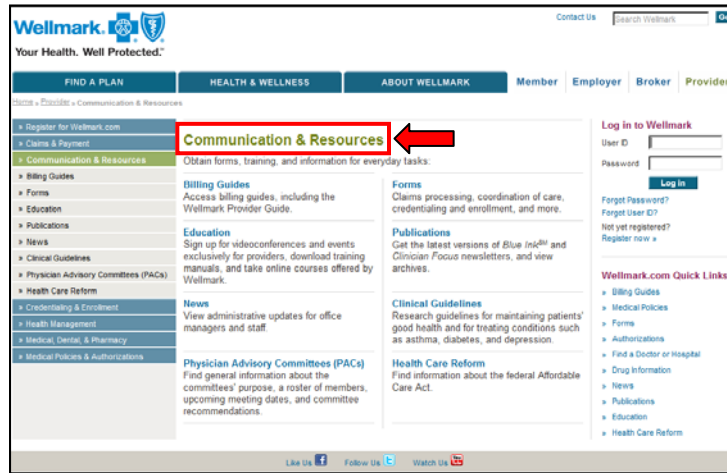
Claims and Payment

Discover more about claim filing requirements, reviews, and Wellmark's payment and coding policies.

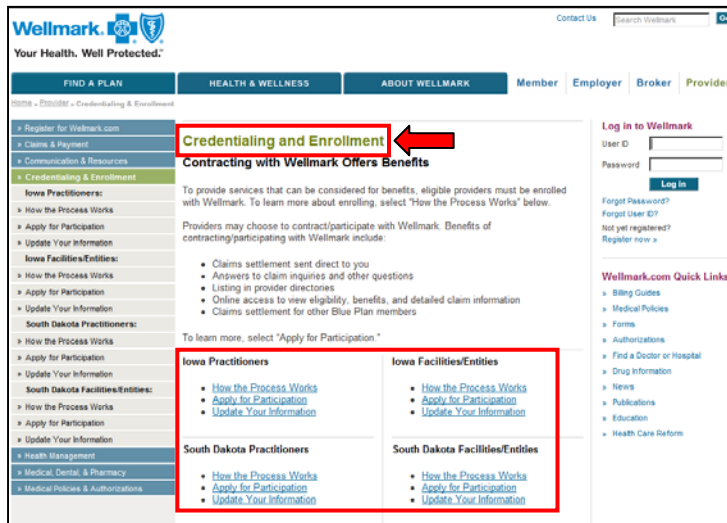
Important Secure Content

- [iCAP Payment Policies](#)
- [Provider Fee Schedules](#)

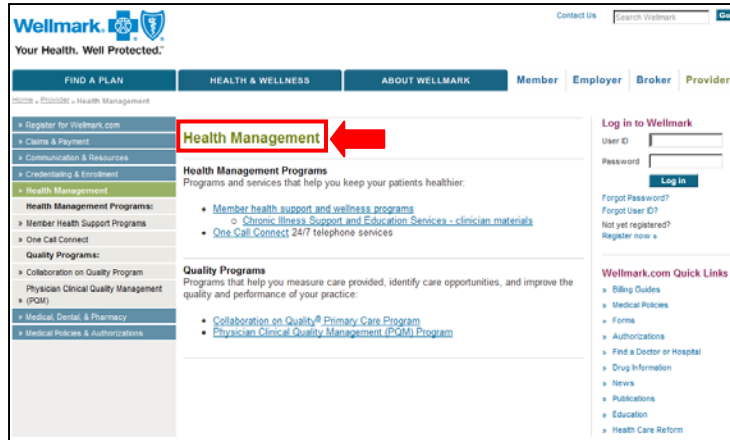
The **Communication and Resources** section provides a link to Wellmark billing guides, education, news, Physician Advisory Committees (PACs), forms, publications, clinical guidelines, and Health Care Reform.



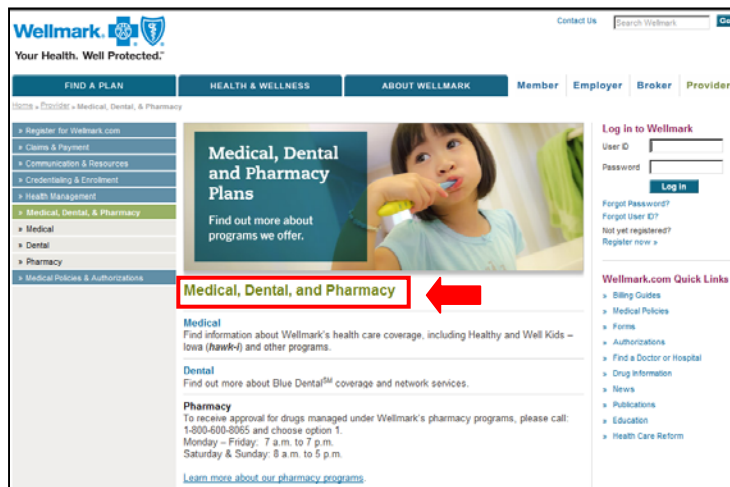
You can find information about contracting with Wellmark under the **Credentialed and Enrollment** section. It provides details about the advantages of contracting and how the process works for Practitioners and Facilities.



The **Health Management** section provides information about health management and quality programs. The Health Management Programs section includes member health support and wellness programs, chronic illness support and education services (clinical materials). The Quality Programs section explains the Collaboration on Quality Primary Care Program, and Physician Clinical Quality Management (PQM) Program.



The **Medical, Dental, & Pharmacy** section gives details about programs Wellmark offers, including Wellmark’s health care coverages, Blue Dental coverage, and approval of drugs managed under Wellmark’s pharmacy program.



The **Medical Policies and Authorizations** section provides information about Medical Policies, Authorizations, and Prior Approvals. It also explains Medical Policies and Authorizations Away From Home.

The screenshot shows the Wellmark website interface. At the top, there is a navigation bar with 'FIND A PLAN', 'HEALTH & WELLNESS', and 'ABOUT WELLMARK'. Below this is a sidebar with a list of links. The link 'Medical Policies & Authorizations' is highlighted with a red box, and a red arrow points to it from the right. The main content area is divided into three columns: 'Medical Policies & Authorizations Away From Home', 'Medical Policies', 'Authorizations', and 'Prior Approvals'. The 'Medical Policies & Authorizations Away From Home' section includes a sub-section for 'Medical Policies' and 'Prior Approvals'. The 'Authorizations' section provides information on finding the difference between various types of authorizations. The 'Prior Approvals' section explains the need for a review for medical necessity. On the right side, there is a 'Log In to Wellmark' section with fields for 'User ID' and 'Password', and a 'Log In' button. Below this is a 'Wellmark.com Quick Links' section with links to 'Billing Guides', 'Medical Policies', 'Forms', 'Authorizations', 'Find a Doctor or Hospital', 'Drug Information', 'News', 'Publications', 'Education', and 'Health Care Reform'. At the bottom right, there is a 'Related Information' section with links to 'Prior Authorization and Treatment Request Forms', 'Radiology Pre-Service Appeals/Post-Service Inquiry Process', and 'Process'.